

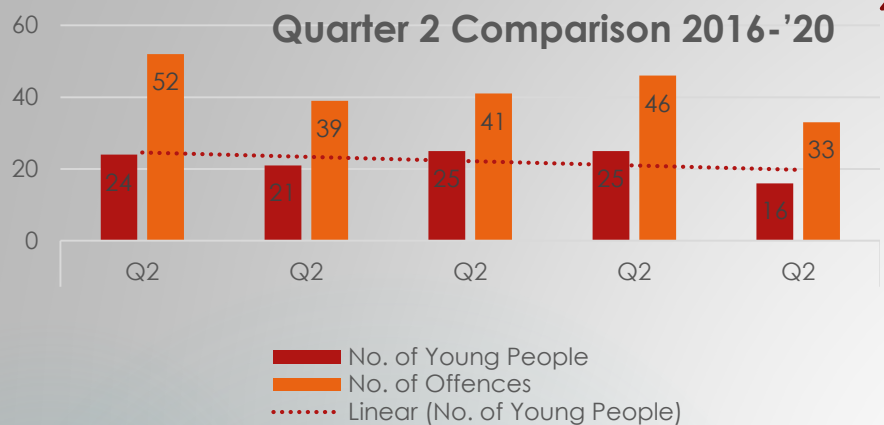
Comparison Data

Green arrows = improvement or static / Red arrows = deterioration

NATIONAL AND WELSH INDICATOR PERFORMANCE	Cardiff 2020/21 (vs 2019/20)		Wales Comparison to Cardiff YJS		South Wales Comparison to Cardiff YJS		YJS Family Comparison to Cardiff YJS	
	Value	Arrow	Value	Arrow	Value	Arrow	Value	Arrow
Number of FTE per 100,000 population of 10 to 17 year olds (January – December 2019)	236 (248)	↓	192 (195)	↓	170 (177)	↓	178 (206)	↓
Proportion of Offenders who Re-offend	38.1% (55.6%)	↓	41.4% (41.2%)	↑	46.3% (50%)	↓	38.8% (37.0%)	↑
Frequency of Re-offending – Number of Offences per Offender	0.62 (0.45)	↑	0.41 (0.58)	↓	0.58 (0.48)	↑		
Re-offences per re-offenders after 12 months	3.63 (4.25)	↓	4.14 (4.06)	↑	5.64 (4.36)	↑		
Rate of Custodial Disposals per 1000 population of 10 to 17 yrs (October 19 – September 20)	0.16 (0.42)	↓	0.06 (0.18)	↓	0.08 (0.25)	↓	0.17 (0.29)	↓
% Change in average No. of ETE hours for school age YP at end (July - September 20)	6.0% (-18.3%)	↑	32.8% (-9.1%)	↑	7.7% (-13.2%)	↑		
% Change in average No. of ETE hours for 16 plus age YP at end (July - September 20)	183.3% (24%)	↑	7.2% (28%)	↓	18.0% (61.8%)	↓		
% Change in YP in suitable accommodation by end of YOT community (July - September 20)	-5.6% (41.7%)	↓	-2.4% (6.4%)	↓	0.9% (11.8%)	↓		
% Change in YP in suitable accommodation by end of YOT custodial (July - September 20)	N/A (0%)		-100% (0%)	↓	-20% (0%)	↓		
Proportion of children requiring substance misuse assessment starting in 5 days (July - September 20)	100% (100%)	→	84% (100%)	↓	82% (97%)	↓		
Proportion of children requiring substance misuse treatment starting in 10 days (July - September 20)	67% (100%)	→	84% (100%)	↓	93% (100%)	↓		
Mental health assessment within 10 days of sentence (July - September 20)	N/A (N/A)	→	100% (100%)	→	100% (100%)	→		
Mental health service within 28 days of assessment (July - September 20)	N/A (N/A)	→	100% (N/A)		100% (100%)	→		

Local Picture

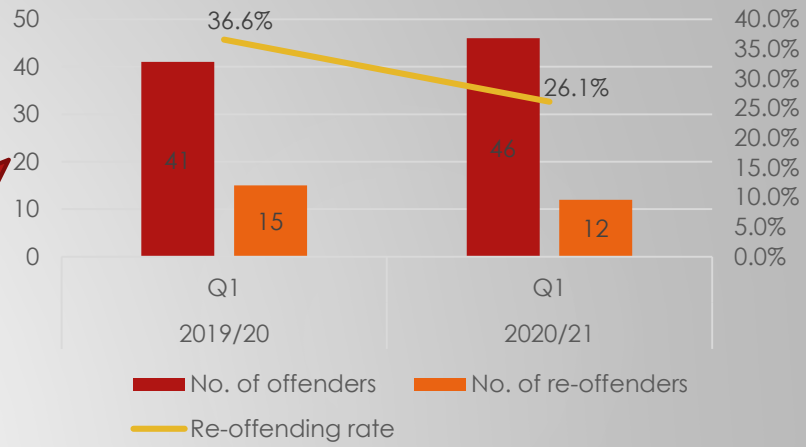
**First Time Entrants
Quarter 2 Comparison 2016-'20**



The local performance data shows there has been an increase in the number of FTE's when compared to Quarter 1 from 9 to 16. This is due to the end of lockdown with the police and courts delivering outcomes. The overall downward trend is shown in the graph for the same period since 2016/17.

The cohort of young people that received a substantive outcome during Oct/Nov/Dec 2019 has been tracked for 6 months to June 2020. The local re-offending rate for Q1 has reduced from 30.8% in Q4 to 26.1%. The trend chart shows there has been a reduction in the number of young people re-offending when compared to the same period 2019/20.

Re-offending Rate



Use of Custody

During Quarter 2 there were no custodial sentences imposed, there have been NO custodial sentences in Cardiff during 2020/21. 5 young people were on remand in custody during this period

Welsh Devolved Indicators – Quarter 2 July – September 2020

18 young people concluded a statutory intervention

Education Training & Employment
School Age +6.0% (8). This has improved from -18.3%. 1 NEET young person (yp) was provided 5 hours per week EOTAS.
School Age at start/above end +78.6% (2)
 1 young person receiving 5 hours ETE was remanded into custody and provided 25 hours education
Above School Age (Community) +183.3% (8) 1 young person had increased work hours from 10 to 32 and another was initially unemployed but gained part-time employment
Above School Age (Custodial) (0)

Accommodation
 At the start and end of interventions all 6 young people aged 10-15 were at home in suitable accommodation.
 Of the 12 young people aged 16+, 10 were at home 1 being in unsuitable accommodation due to overcrowding at the beginning and end of intervention. 1 yp was initially living with friends but returned home by the end of the intervention, both classed as suitable and 1 young person was remanded into custody at the start and a further yp was also remanded at the end of intervention.

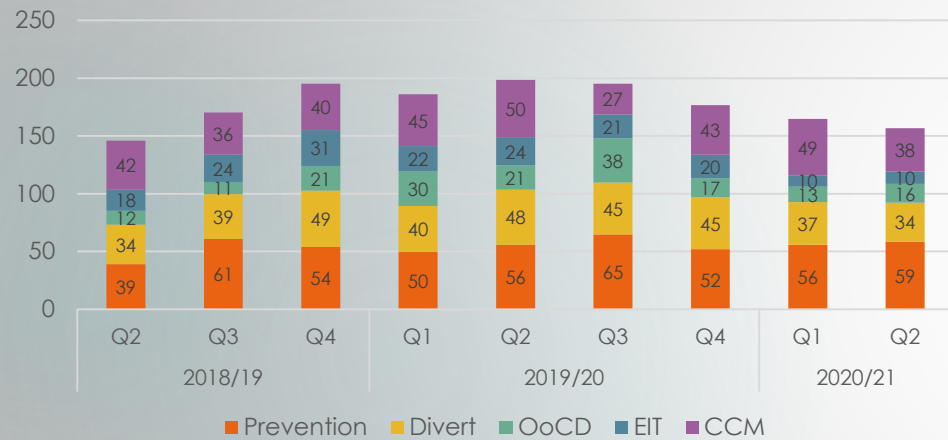
Substance Misuse
 6 of the 18 young people ending an intervention were referred for a substance misuse assessment. All young people were assessed within the 5 working days of referral.
 4 of the 6 young people assessed as requiring treatment received it within 10 working days. 1 young person subsequently refused to engage with the service and 1 young person was signposted by Tier 3 YPDAS service onto neurodevelopment.

Mental Health
 3 young people were identified as having mental health needs all of whom were already involved with CAMHS.

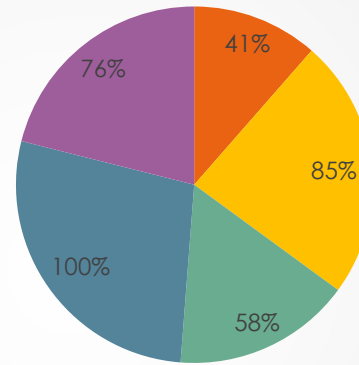
Caseloads

The following charts outline the caseloads, successful interventions and offence breakdown for Quarter 2. It is apparent there has been a significant increase in the number of offences and young people convicted during this period compared to Quarter 1 where there were no lockdown restrictions in place.

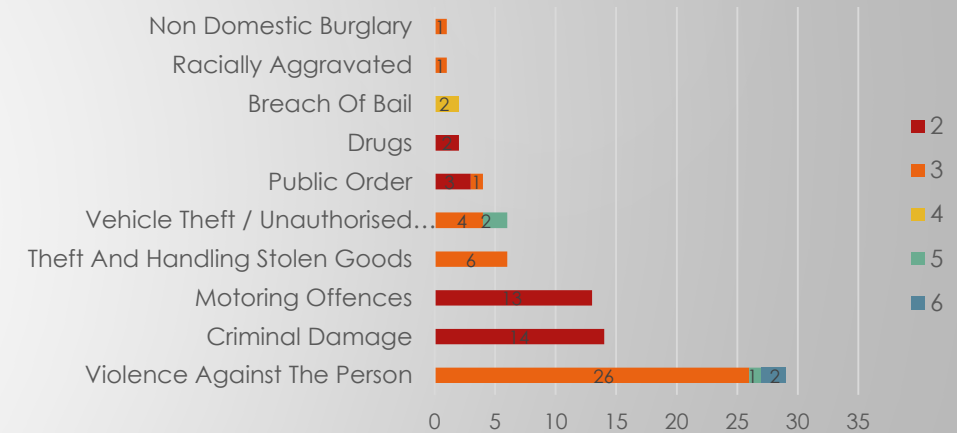
YJS Average Caseload Trends
2018 - 2021



Quarter 2 % Interventions
Successfully Ending



Quarter 2 Breakdown of
Offence Type and Seriousness



The chart shows the average caseloads have declined with a 21% reduction when compared to the same period last year. The reductions are a consequence of Covid 19, fewer OoCD cases being held for extended periods of time and a recent review of the Prevention referral processes.

There remains an improving picture in the number of interventions ending successfully when compared to Q1 from 61% to 63%. Where Prevention, Divert and Out of Court Disposal cases are engaged voluntarily this is reflected in the success rate.

During Q2 34 young people committed 78 offences. There has been a 200% (26 to 78) increase in the number of offences convicted when compared to Quarter 1. The same period in 2019/20 shows there were 119 offences committed by 49 young people.