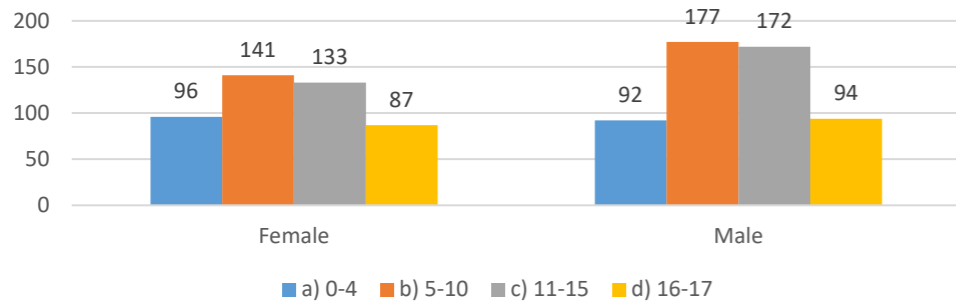


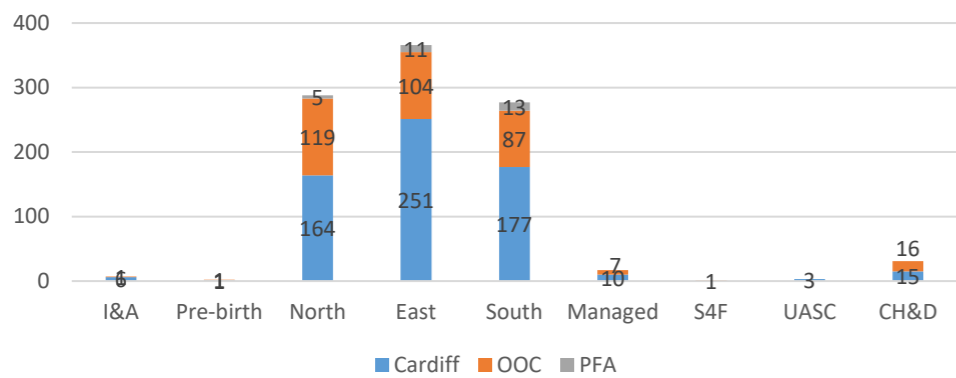
CPAC Dashboard Quarter 4 2020-21

CHILDREN'S SERVICES

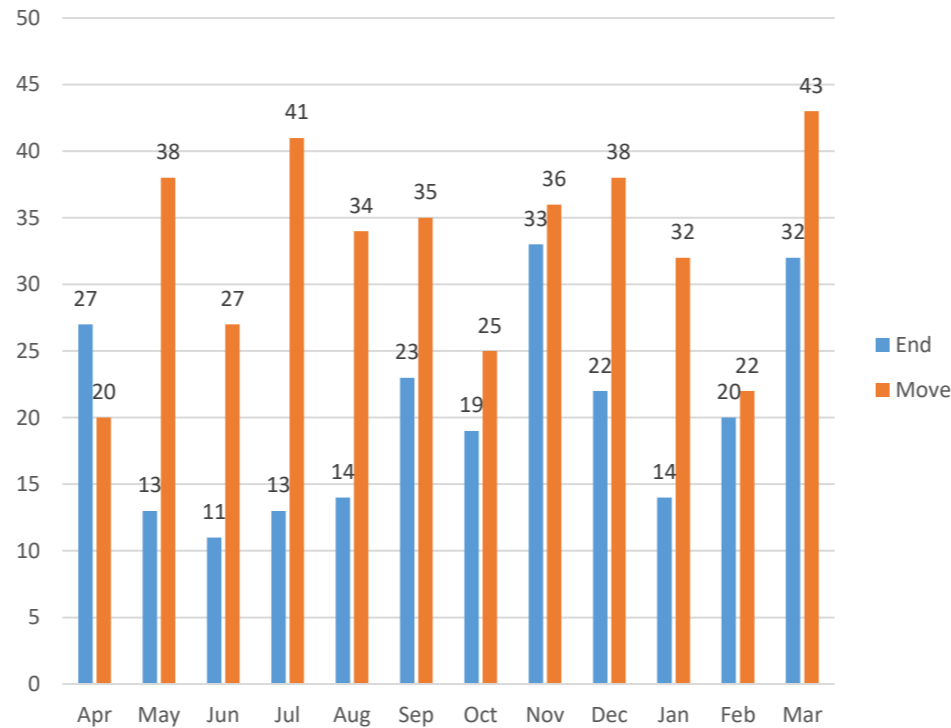
CLA by Age & Gender



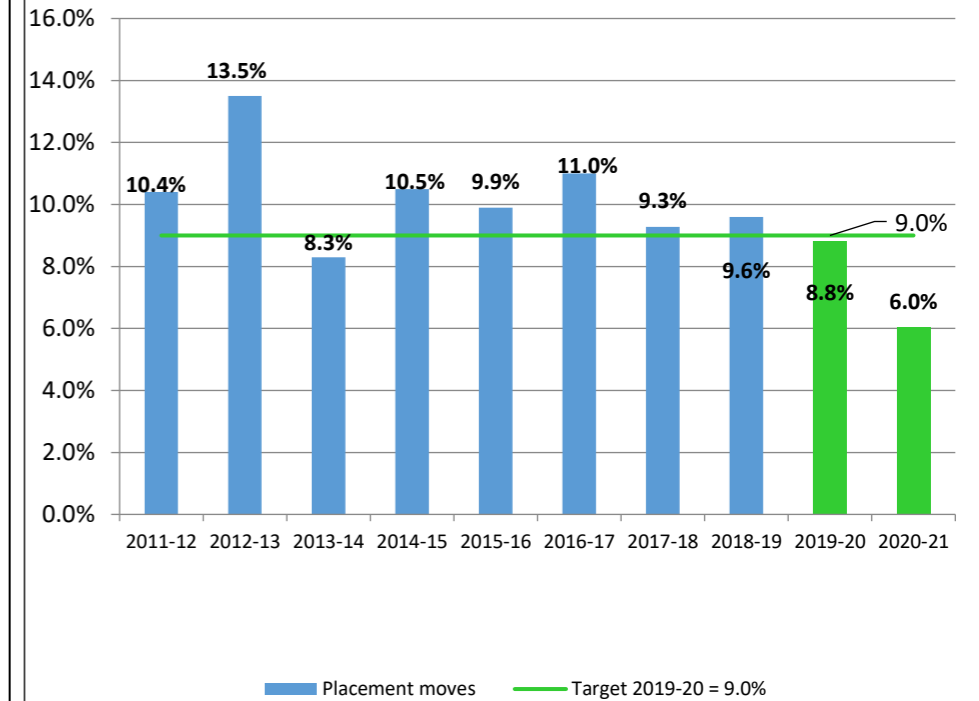
CLA by Locality / Team



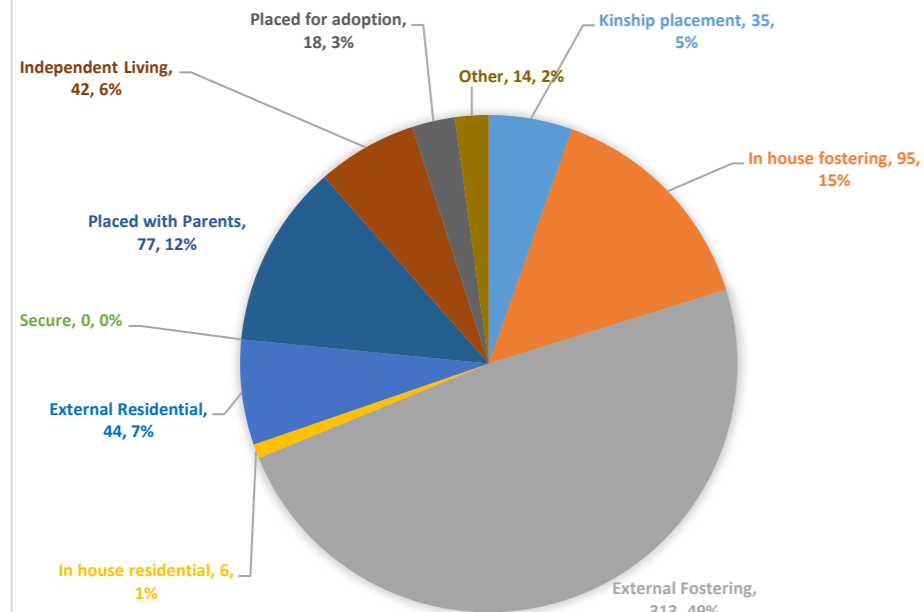
Placement Moves and Ends of Being Looked After 2020-21



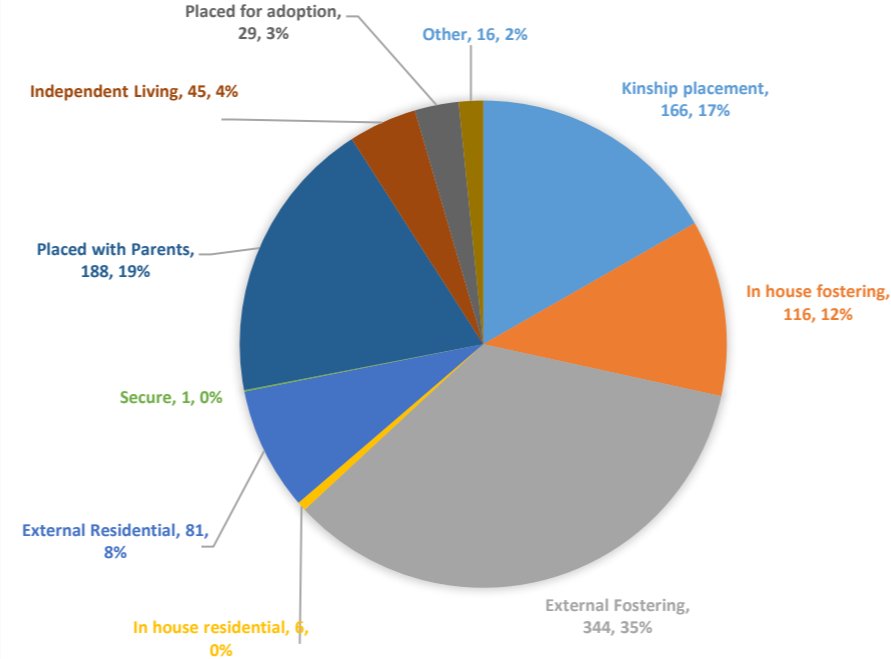
The Percentage of looked after children who have had three or more placements during the year



TOTAL CLA BY PLACEMENT TYPE 30/06/16 (644)



TOTAL CLA BY PLACEMENT TYPE 31/03/21 (992)

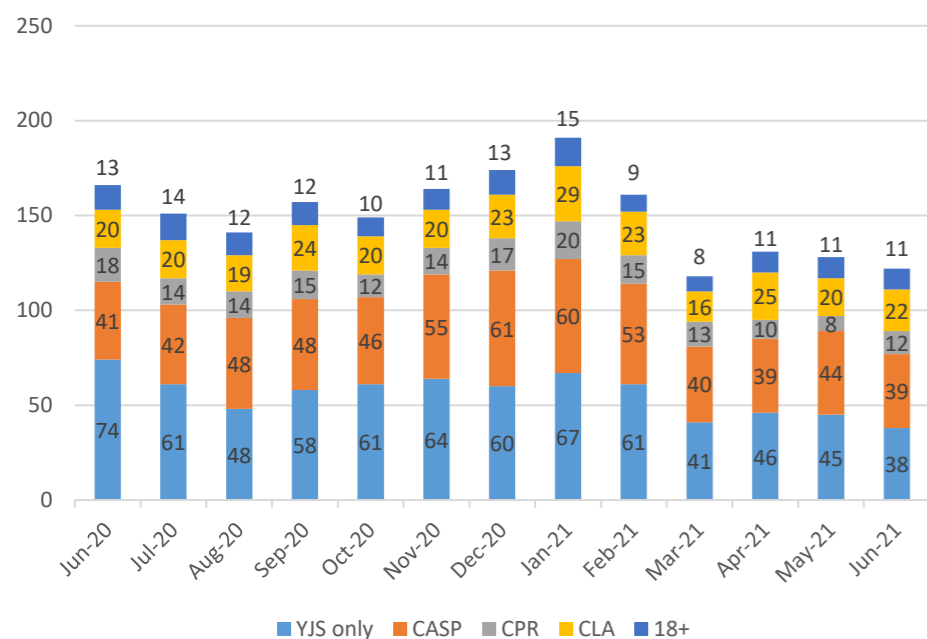


Data development:

Number of children in care proceedings and outcome i.e. Supervision Order, Care Order, Special Guardianship Order, and Placement with Parent – including demographics age, gender, ethnicity, and locality.

CPAC Dashboard Quarter 4 2020-21

YJS / CS Caseload



YJS Data Development

Over the next few months the YJS will be collecting data specific to their CLA cohort...this will include ages and gender of the young people open to the service, what stage they are at within the service – Prevention, Out of Court or Statutory intervention, along with offence types, any reoffending data and education specific data including any identified learning needs.

EDUCATION

	Q1	Q2	Q3	Q4
	Jun	Sep	Dec	Mar
1 The number of looked after children:	686			
In a Cardiff school or setting	424			
In an out of county school or setting	222			
EOTAS (not on roll at a school)	37			
Not in provision	3			

Exclusions:

	Q1	Q2	Q3	Q4
	Jun	Sep	Dec	Mar
2 Schools Exclusions: Cardiff schools only				
Number of LACE with one or more fixed term exclusion (Sept to date)	23			
%	3%			
Number of LACE permanently excluded this year (Sept to date)	0			
%	0%			

Attendance:

	Q1	Q2	Q3	Q4
	Jun	Sep	Dec	Mar
3 Attendance: Cardiff schools only				
Attendance cannot be reported as data would be skewed and not an accurate representation because of the isolating of year groups/classes. There wasn't a code for 'not required to attend' before November so all children were marked as absent.				

CPAC Dashboard Quarter 4 2020-21

LACE Not in Provision (NIP):

	Q1	Q2	Q3	Q4
	Jun	Sep	Dec	Mar
4 Time spent Not in Provision (NIP) academic year to date:				
Number of LACE NIP this academic year living in Cardiff	2			
Av Weeks NIP (Cardiff)	7.3			
Number of LACE NIP this academic year living in OOC	7			
Av Weeks NIP (OOO)	18.4			

Personal Education Plans:

	Q1	Q2	Q3	Q4
	Jun	Sep	Dec	Mar
5 Personal Education Plans:				
Total number of LACE with a PEP this academic year	667			
%	97%			
Total number of LACE with a PEP this academic year (Cardiff Schools)	416			
%	98%			
Total number of LACE with a PEP this academic year (OOO Schools)	217			
%	98%			
Total number of LACE with a PEP this academic year (EOTAS / No School)	34			
%	85%			

		Q1	Q2	Q3	Q4	
		Jun	Sep	Dec	Mar	
6	Successful Transition to Employment Education or Training:	# Y11	Y11s with intended EET destination*	Y11s with intended EET destination*	Confirmed in EET	Confirmed in EET
	Total number of LACE in EET on October 31st	78	64			
	%		82%			
	Total number of LACE in EET on October 31st (Cardiff)	47	40			
	%		85%			
	Total number of LACE in EET on October 31st (OOO)	18	17			
	%		94%			
	Total number of LACE in EET on October 31st (EOTAS)	13	7			
	%		54%			

Please note this against Education's table 6 above
 *this information is based on information provided by schools and social workers about intended destinations and this changes frequently. This is a snapshot for information purposes only and will not necessarily correspond or be comparable with confirmed destinations reported on in October
 Bright Future/ NEET - 16-24 year olds, NEET, who are care experienced.
 Cardiff Council project

- New Employment
- Enter Employment
- Entered Education
- Bright Start Work Placements
- Current number of young people receiving pre engagement support

Contrast with leaving care whole cohort

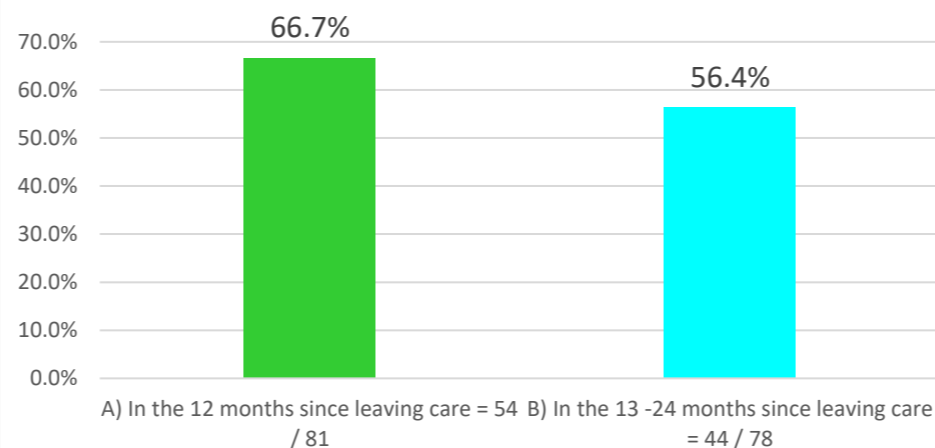
CPAC Dashboard Quarter 4 2020-21

ADOLESCENTS

Into Work Service

MONTHLY CASELOAD - June 2021	69
TRAINING OUTCOMES (Project Cumulative)	81
WORK EXPERIENCE/ VOLUNTEERING (Project Cumulative)	26
FULL TIME EDUCATION (Project Cumulative)	49
JOB OUTCOME (Cumulative)	73
JOB OUTCOME (April - June)	21
EARLY LEAVER (April - June)	12

During 2020-21, the percentage of care leavers in categories 2,3 and 4 who have completed at least 3 consecutive months of employment, education or training in:



Source: Children's services

Housing / Young person Gateway

KPIs for Quarter 1:

- **86%** of care leavers prevented from becoming homeless (target is 90%)
- **7** care leavers housed in supported accommodation in the Young Person's Accommodation & Support Gateway
- **4** care leavers housed permanently in social housing through the Training Tenancy scheme
- **103 (99%)** care leavers successfully maintaining their social housing tenancy through the Training Tenancy scheme (target 95%)
- **4** additional units of supported accommodation in the Young Person's Accommodation & Support Gateway (target is 16 units by Autumn 2021)

HEALTH

Number of children LA in Cardiff (split into those who are "in house" and those "out of area") (split into adoptions also)

Number of new referrals

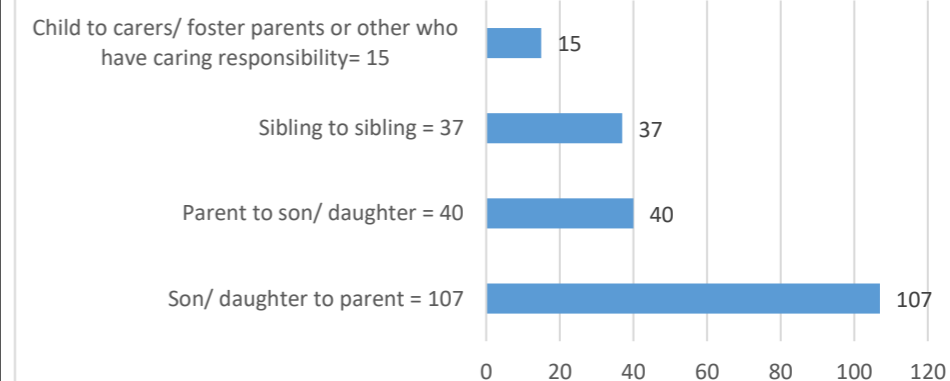
Graph showing Health assessments completed (in and out of time) and ongoing:
All Health data is in Development, the aim is for Q1 to be ready by Q2.

OTHER

More health data will be provided, Children Services is working with Cardiff and the Vale Health board to help capture data in relation specifically to CLA.

Mind of my own/ participation data- in development

Reported incidents of abuse / violence during Q1 2021-22



Source: Police