



Well-Being Objective: Cardiff grows in a resilient Way

21.4%

78.6%



Steps	Target completion date	RAG Status			
		Q1	Q2	Q3	Q4
Develop an outline business case for the District Heat Network proposal, subject to National Government Capital Grant award and Capital Budget approval. (PTE)	Spring 2018				
Launch the on street bike hire scheme (PTE)	May 2018				
Deliver the Annual Parking Report (August 2018) that includes enforcement activity and progress on the parking strategy as well as an assessment of pavement parking (December 2018). (PTE)	August 2018				
Develop a City Food Strategy supporting local food growth, sustainable use and street food. (PTE)	September 2018				
Develop a 'Total Street' delivery plan to keep streets and public spaces clean and well maintained. (PTE)	September 2018				
Progress a 5 Megawatt solar farm at Lamby Way by submitting a bid for planning consent in order to generate clean renewable energy and help Cardiff Council become Carbon Neutral. (PTE)	November 2018				
Develop and launch a new Transport & Clean Air Vision for the city. (PTE)	September 2018				
Explore and develop a commercial and collaboration strategy for key services by looking at how Cardiff can work in partnership to deliver services providing positive outcomes. (PTE)	December 2018				
Develop a spatial masterplan to create new high quality, shared space for pedestrians, cyclists and vehicles throughout the city centre and key neighbourhoods. (PTE)	2018/19				
Make Cardiff roads safer by implementing 20mph speed limits through a phased programme of delivery, focusing on Gabalfa, Butetown and Grangetown. (PTE)	2018/19				
Convene regular Design Review Meetings to consider and make recommendations to development proposals submitted to the Local Planning Authority, and publish an annual Design Review Monitoring document. (PTE)	January 2019				
Develop options for long-term regional partnership recycling infrastructure arrangements (PTE)	March 2019				
Develop an electric vehicles strategy. (PTE)	December 2019				
Undertake a scoping assessment for a Clean Air Zone in Cardiff (PTE)	December 2019				
Ensure every school in Cardiff has developed an Active Travel plan - including training and/or infrastructure improvements. (PTE)	2020				




Steps	Target completion date	RAG Status			
Improve the cycling and walking network in Cardiff by delivering prioritised routes within the Active Travel Integrated Network Map, including phase 1 of the Cycle Super Highway (PTE)	2021	Q1	Q2	Q3	Q4
Deliver at least 2,000 new Council homes, of which at least 1,000 will be delivered by May 2022. (P&C)	May 2022	Q1	Q2	Q3	Q4
Increase the delivery of new houses to meet housing need through the development of Local Development Plan strategic sites including 6,500 new affordable homes. (PTE)	2026	Q1	Q2	Q3	Q4
Support the delivery of the Council's Active Travel agenda by working with the Active Travel Advisory groups. (PTE)		Q1	Q2	Q3	Q4
Improve the condition of the highways and address issues such as potholes by delivering active programmes of work from minor road repairs through to full-scale resurfacing works. (PTE)		Q1	Q2	Q3	Q4
Continue to build on the partnership with British Heart Foundation to support re-use in the city by expanding the usage of re-use centres (PTE)		Q1	Q2	Q3	Q4
Undertake targeted education campaigns in communities where recycling rates are low. (PTE)		Q1	Q2	Q3	Q4
Consult on amendments to Recycling Waste Strategy and collections – including introducing wheelie bins into new areas of the city and asking households to separate glass from their recycling and implementing the new approach in order to meet the new Welsh Government blueprint for increasing recycling (PTE)		Q1	Q2	Q3	Q4
Support the delivery of high-quality and well-connected communities - as described by the Council's Master Planning Principles – by using the Planning, Transport & Place-making services to secure Section 106 Agreements on Local Development Plan strategic sites. (PTE)		Q1	Q2	Q3	Q4
Tackle fly-tipping, littering and highway licensing (PTE)		Q1	Q2	Q3	Q4
Develop a Climate Change Investment Policy for consideration by the Pensions Committee by December 2018, in consultation with the Pension Fund's independent advisers and the other LGPS funds in Wales. (R)		Q1	Q2	Q3	Q4
Improve the productivity and performance of Street Scene Services by reviewing a range of customer focussed APSE benchmark indicators to establish relative performance and identify opportunities for further improvement. (PTE)		Q1	Q2	Q3	Q4
Explore opportunities for a new Household Waste Recycling Centre by reviewing all site options within Local Development Plan allocated areas as well as established communities. (PTE)		Q1	Q2	Q3	Q4

Well-Being Objective: Cardiff grows in a resilient Way

5.6%	38.9%	11.1%	44.4%
------	-------	-------	-------

Red (10% or more away from Target)	Amber (within 10% of target)	Green (on or above target)	Annual	Not Yet Available	New PI, baseline being set
------------------------------------	------------------------------	----------------------------	--------	-------------------	----------------------------

Performance Indicator	Result				Target	Narrative update	Direction of Travel (Prior Year)
	Q1	Q2	Q3	Q4			
The percentage of municipal waste collected and prepared for re-use and / or recycled (PTE)	Q1 NYA	Q2 NYA	Q3	Q4	62%	NRW Validation	Not yet available
The maximum permissible tonnage of biodegradable municipal waste sent to landfill (PTE)	Q1 NYA	Q2 NYA	Q3	Q4	<33,557 tonnes	NRW Validation	Not yet available
Number of investigations and enforcement actions per month (PTE)	Q1 2,180	Q2 4,626	Q3	Q4	250 per month	Q2 result is 2,446	New
Number of education and engagement actions per month (PTE)	Q1 3,358	Q2 3,641	Q3	Q4	250 per month	Q2 result is 283	New
Modal Split for All Journeys by 2026: Proportion of People Travelling to Work by Sustainable Transport Modes (PTE)	Q1 N/A	Q2 N/A	Q3	Q4	46.3%		Annual
Percentage reduction in carbon dioxide emissions from Council buildings (PTE)	Q1 N/A	Q2 N/A	Q3	Q4	2%		Annual
The level of NO2 across the city (PTE)	Q1 N/A	Q2 N/A	Q3	Q4	35µg/m3		Annual
Percentage of principal (A) roads that are in overall poor condition (PTE)	Q1 N/A	Q2 N/A	Q3	Q4	5%		Annual
Percentage of non-principal/classified (B) roads that are in overall poor condition. (PTE)	Q1 N/A	Q2 N/A	Q3	Q4	7%		Annual
Percentage of non-principal/classified (C) roads that are in overall poor condition (PTE)	Q1 N/A	Q2 N/A	Q3	Q4	7%		Annual
Total number of new Council homes completed and provided (P&C)	Q1 23	Q2 36	Q3	Q4	200	Current projections indicate that 140 new homes will be delivered by 31.3.19	New
Percentage of householder planning applications determined within agreed time periods (PTE)	Q1 95.18%	Q2 93.58%	Q3	Q4	80%		
The percentage of major planning applications determined within agreed time periods (PTE)	Q1 93.75%	Q2 85.71%	Q3	Q4	25%		

Performance Indicator	Result				Target	Narrative update	Direction of Travel (Prior Year)
	Q1	Q2	Q3	Q4			
The percentage of affordable housing at completion stage provided in a development on greenfield sites (PTE)	Q1	Q2	Q3	Q4	30%		Annual
	N/A	N/A					
The percentage of affordable housing at completion stage provided in a development on brownfield sites (PTE)	Q1	Q2	Q3	Q4	20%		Annual
	N/A	N/A					
The percentage of highways inspected of a high or acceptable standard of cleanliness (PTE)	Q1	Q2	Q3	Q4	90%		
	94.34%	92.86%					
The percentage of reported fly tipping incidents cleared within 5 working days (PTE)	Q1	Q2	Q3	Q4	90%		
	99.87%	99.66%					
The percentage of reported fly tipping incidents which lead to enforcement activity (PTE)	Q1	Q2	Q3	Q4	70%		
	90.17%	94.64%					